



Storage Boxes



Tool-Mates™



Underbody Boxes



REV-PAC



Side-Mates

RUGGED | DURABLE | DEPENDABLE | VERSATILE



Storage Boxes

Standard Features



REV-PAC

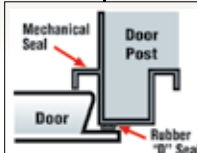
- Mounts between the truck cab and body
- Provides one full-bed width and two small storage compartments
- Constructed for maximum durability
- Double paneled compartment doors with Exclusive Dual-Pro® Seal System
- Powder Coated inside and out offers a white, high gloss, chip resistant finish



The REV-PAC has two sided, zinc coated steel and a Powder Coat finish inside and out for rust protection. The Powder Coat offers a white high gloss and chip resistant finish



T-handle locks have no exposed fasteners for increased security



Exclusive Dual-Pro® Seal System Patented design increases clear door openings in every compartment of the body. Large, automotive quality bubble-type seal and mechanical seal provide a dual line of defense against weather



Compartments and doors feature full-length concealed pins with bolt-on stainless steel hinges. They also have nitrogen strut door holders with internal dampeners that hold vertical doors open at 90°

Tool-Mates™ & Side-Mates Boxes

- Add convenient storage space to the top and/or side of your truck without interfering with rear view vision from the cab
- Available in Steel or Aluminum
- Secure, weathertight storage
- Features full-length concealed pin with bolt-on stainless steel hinges
- Stainless steel one point, positive action T-handle locks
- Optional shelves are available at additional cost
 - Models 72-108: Include (1) removable 53" long shelf, (6) adjustable dividers
 - Model 48: Includes (1) removable 44" long shelf, (6) adjustable dividers



Tool-Mates™

Tool-Mates™

- Electric welding for maximum durability
- 14 Gauge zinc coated construction resists rust and corrosion both inside and out
- Powder Coat painting offers a black, high gloss, chip resistant finish
- Exclusive Dual-Pro® Seal System



Side-Mates

Tool-Mates™ - Aluminum

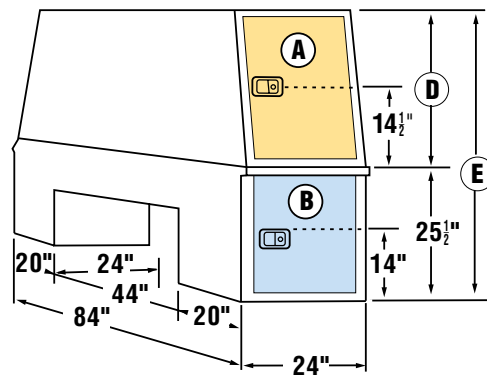
- Heavy .063 gauge aluminum diamond plate with reinforced base and upper corners to accept heavy loads and give added support for mounting
- TIG welding for maximum durability
- Flange-mounted automotive rubber door seal

Side-Mates - Aluminum

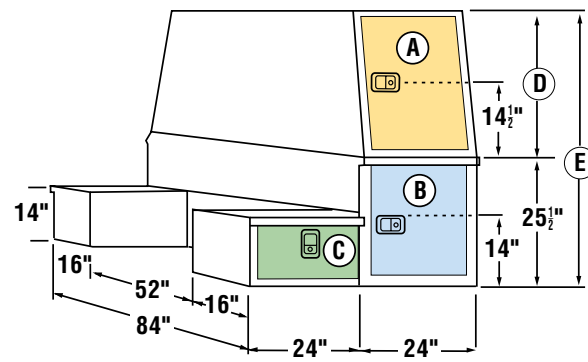
- Smooth operating gas props on top opening lid
- Tray with adjustable removable dividers
- Expandable rubber door seals

Models / Dimensions - REV-PAC						
Model No.	Approximate Compartment Clear Door Openings					Approx. Weight
	A	B	C	D	E	
2484	17.75" x 22.63"	17.75" x 18.75"	N/A	29.5"	55"	557 lbs.
4884	17.75" x 22.63"	17.75" x 18.75"	18.75" x 7.25"	29.5"	55"	645 lbs.
2484-4555*	17.75" x 37.75"	17.75" x 18.75"	N/A	43"	68.5"	624 lbs.
4884-4555*	17.75" x 37.75"	17.75" x 18.75"	18.75" x 7.25"	43"	68.5"	712 lbs.

* Designed for medium duty chassis

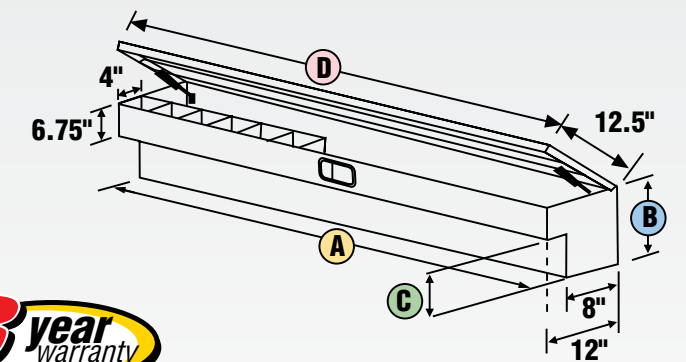
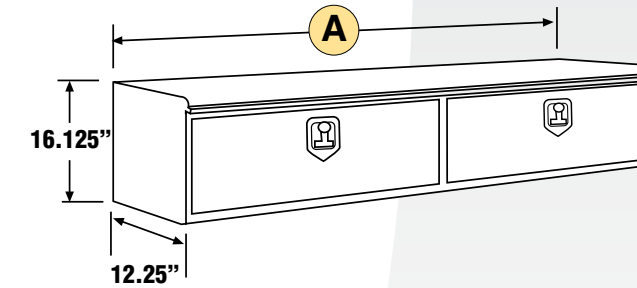


Model No. 2484



Model No. 4884

Features 24" steel underbox attachment for additional storage (no door chain support for horizontal box)



Models / Dimensions - Tool-Mates boxes				
Model	A	Clear door opening		Approx. Weight
		Depth	Height	
TM 48*	48"	11"	42.75"	70 lbs.
TM 72*	72"	11"	66.75"	115 lbs.
TM 78**	77.5"	11"	34.125"	125 lbs.
TM 88**	88"	11"	39.325"	135 lbs.
TM 96**	95.5"	11"	43.125"	150 lbs.
TM 108**	107.5"	11"	49.125"	170 lbs.

* One door ** Two doors



Models / Dimensions - Side-Mates Aluminum							
Model	A	B	C	D	Parts trays per Box	Dividers per Box	Approx. Weight
4814	48"	14.5"	7.5"	48.5"	1	5	31 lbs.
6914	69"	14.5"	7.5"	69.5"	1	5	44 lbs.
8814	88"	14.5"	7.5"	88.5"	1	5	56 lbs.



Storage Boxes

Underbody Boxes

- Add convenient storage space to your stake/platform body, dump body, or trailer
- Available in Steel or Aluminum
- Secure, weathertight storage
- Features full-length concealed pin with bolt-on stainless steel hinges
- Stainless steel one point, positive action T-handle locks
- All underboxes are 18" high and 18" deep and range in lengths from 20" to 60"



Steel Underboxes

- Electric welding for maximum durability
- 14 Gauge zinc coated construction resists rust and corrosion both inside and out
- Powder Coat painting offers a black, high gloss, chip resistant finish
- Exclusive Dual-Pro Seal System



Models / Dimensions - Steel Underboxes

Model	Length	Depth	Height	Approx. Weight
U-20	20"	18"	18"	47 lbs.
U-24	24"	18"	18"	57 lbs.
U-30	30"	18"	18"	64 lbs.
U-36	36"	18"	18"	73 lbs.
U-48	48"	18"	18"	92 lbs.
U-60*	60"	18"	18"	112 lbs.

Aluminum Underboxes

- Heavy .063 gauge aluminum diamond plate with reinforced base and upper corners to accept heavy loads and give added support for mounting
- TIG welding for maximum durability
- Flange-mounted automotive rubber door seal



Models / Dimensions - Aluminum Underboxes

Model	Length	Depth	Height	Approx. Weight
ALU-20	20"	18"	18"	25 lbs.
ALU-24	24"	18"	18"	30 lbs.
ALU-30	30"	18"	18"	35 lbs.
ALU-36	36"	18"	18"	40 lbs.
ALU-48	48"	18"	18"	55 lbs.
ALU-60*	60"	18"	18"	65 lbs.

* Two locks on 60" Underbox (Steel or Aluminum). All other underboxes have one lock.

Mounting brackets (shown right) are available separately



Locations

Abington, PA
Atlanta, GA
Bowmansville, PA

Cleveland, OH
Clinton, MD
Columbus, OH
Denver, PA

LaGrange, TX
Louisville, KY
Pontiac, MI
Portland, OR

Reading, PA
Seneca, PA
Suffolk, VA
Tampa, FL

SOLD AND SERVICED LOCALLY BY

All dimensions subject to plus or minus tolerance of 1/4" and all dimensions and specifications are subject to change without notice. Some items displayed in photographs are optional. Alum-Fill, Alum-Chock, Dual-Pro, Extend-A-Shelf, Grip-'n-Glide, Latch-Matic, Marauder, Reading, Redi-Dek, Rhino Linings, Rugged American, S.M.A.R.T. Packs, Spacemaker, Tool-Mates, and TUFF STUFF are registered trademarks of The Reading Group, LLC in the United States and some foreign countries. The Reading kangaroo is a trademarked image and may not be reproduced or used without express permission from The Reading Group.